

BCJobsPlan.ca 1-Apr-12 to 20-Feb-13

	Visits	Page Views	TOS Average
Apr-12	5,588	14,060	4:15
May-12	6,074	14,412	4:19
Jun-12	5,518	14,794	4:26
Jul-12	6,749	16,293	5:21
Aug-12	7,214	15,075	4:51
Sep-12	12,812	34,524	5:05
Oct-12	21,016	54,011	5:05
Nov-12	37,284	92,671	5:19
Dec-12	11,767	30,392	5:14
Jan-13	34,505	94,621	4:50
1-Feb-13 to 20-Feb-13	27,411	69,304	4:56
Total	175,938	450,157	4:59

webtrends

BC Jobs Plan

Custom View: 4/1/12 - 4/30/12

April 1, 2012 12:00:00 AM – April 30, 2012 11:59:59 PM

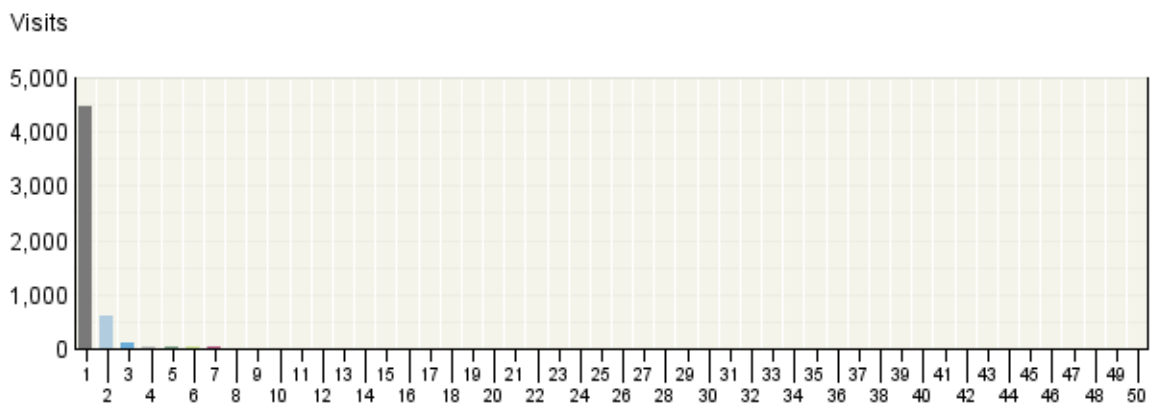
This report was generated by Webtrends 9, Version 9.2, Build 465 .
Wednesday, March 13, 2013 3:32:20 PM
Final report conversion by WebTrends Report Exporter, Version 9.2b (build 465)

Copyright (C) 1996-2010 Webtrends Inc. All rights reserved.

Countries

This report identifies the top countries of the visitors to your site. Use this report to understand how broadly your site is used.

Countries



Countries


	Countries	Visits	% Visits
■	1. Canada (CA)	4,483	80%
■	2. United States (US)	600	11%
■	3. **	116	2%
■	4. India (IN)	46	1%
■	5. United Kingdom (UK)	36	1%
■	6. Germany (DE)	26	0%
■	7. China (CN)	23	0%
■	8. Philippines (PH)	16	0%
■	9. Korea (South) (KR)	14	0%
■	10. Australia (AU)	12	0%
■	11. Mexico (MX)	11	0%
■	12. Japan (JP)	11	0%
■	13. Saudi Arabia (SA)	11	0%

	Countries	Visits	% Visits
14.	Italy (IT)	10	0%
15.	Netherlands (NL)	9	0%
16.	Brazil (BR)	9	0%
17.	Ireland (IE)	8	0%
18.	Greece (GR)	7	0%
19.	Pakistan (PK)	7	0%
20.	Spain (ES)	6	0%
21.	Taiwan (TW)	5	0%
22.	Peru (PE)	5	0%
23.	Colombia (CO)	4	0%
24.	New Zealand (NZ)	4	0%
25.	Kuwait (KW)	4	0%
26.	Ukraine (UA)	4	0%
27.	Jamaica (JM)	4	0%
28.	Turkey (TR)	4	0%
29.	St. Vincent and the Grenadines (VC)	4	0%
30.	Hong Kong (HK)	4	0%
31.	Uganda (UG)	4	0%
32.	Serbia (RS)	3	0%
33.	Iran (IR)	3	0%
34.	Sweden (SE)	3	0%
35.	Romania (RO)	3	0%
36.	France (FR)	3	0%
37.	Austria (AT)	3	0%
38.	Portugal (PT)	3	0%
39.	Denmark (DK)	3	0%
40.	Hungary (HU)	3	0%
41.	Slovak Republic (SK)	2	0%
42.	Nigeria (NG)	2	0%
43.	Belarus (BY)	2	0%
44.	El Salvador (SV)	2	0%
45.	Poland (PL)	2	0%
46.	Nepal (NP)	2	0%
47.	Nicaragua (NI)	2	0%

	Countries	Visits	% Visits
■	48. Switzerland (CH)	2	0%
■	49. Malaysia (MY)	2	0%
■	50. Argentina (AR)	2	0%
	Subtotal for rows 1–50	5,554	99.39%
	Other	34	0.61%
	Total	5,588	100.00%

Items 1–50 of 77

Countries - Help Card



Column Definitions

Countries

If the Webtrends GeoTrends Database is turned on for this profile, the country is determined by looking up the visitor's IP address in this database. If GeoTrends is not enabled, the country will be determined from the domain name.

Visits


Number of visits from the specified country. A visit is a series of actions that begins when a visitor views their first page from the server, and ends when the visitor leaves the site or remains idle beyond the idle-time limit. The default idle-time limit is thirty minutes. This time limit can be changed by the system administrator.

%

Percentage of total visits from the specified country.

Unknown Country

The country associated with the visitor's domain name could not be determined.



Report Descriptions

This information can help you meet the needs of your target audience as well as discover new audiences. Consider how you can make the content comprehensive and relevant to an international audience.

Note: Use this information carefully because it is based on Internet registration, and may not always be an accurate identifier of the visitor's actual location.

webtrends

BC Jobs Plan

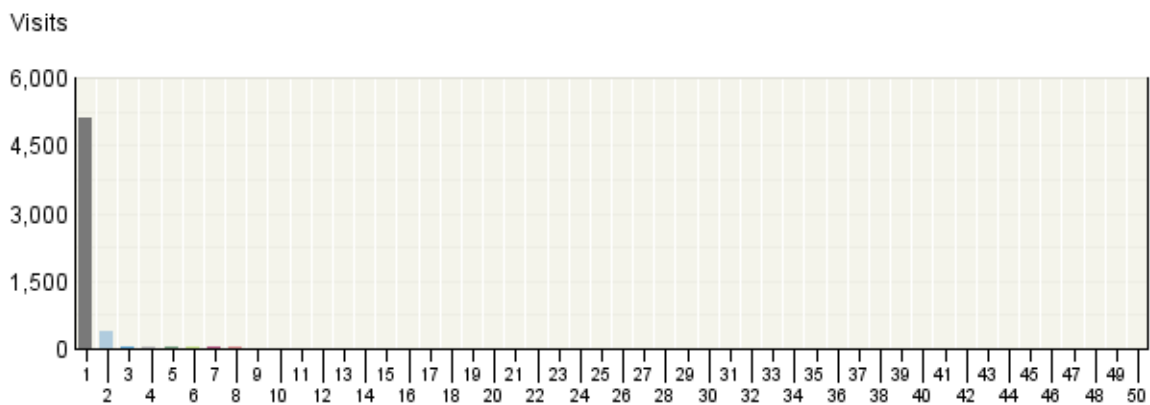
Custom View: 5/1/12 - 5/31/12

May 1, 2012 12:00:00 AM – May 31, 2012 11:59:59 PM

Countries

This report identifies the top countries of the visitors to your site. Use this report to understand how broadly your site is used.




Countries



Countries


	Countries	Visits	% Visits
■	1. Canada (CA)	5,092	84%
■	2. United States (US)	367	6%
■	3. United Kingdom (UK)	60	1%
■	4. Australia (AU)	43	1%
■	5. China (CN)	40	1%
■	6. India (IN)	39	1%
■	7. Germany (DE)	28	0%
■	8. Japan (JP)	24	0%
■	9. Korea (South) (KR)	21	0%
■	10. Spain (ES)	20	0%
■	11. Pakistan (PK)	19	0%
■	12. Philippines (PH)	19	0%
■	13. Mexico (MX)	15	0%

	Countries	Visits	% Visits
14.	Netherlands (NL)	14	0%
15.	Italy (IT)	13	0%
16.	Brazil (BR)	12	0%
17.	Ireland (IE)	12	0%
18.	Taiwan (TW)	11	0%
19.	France (FR)	11	0%
20.	New Zealand (NZ)	10	0%
21.	Hong Kong (HK)	10	0%
22.	Israel (IL)	7	0%
23.	Greece (GR)	7	0%
24.	Belgium (BE)	7	0%
25.	Saudi Arabia (SA)	7	0%
26.	Austria (AT)	7	0%
27.	Russian Federation (RU)	7	0%
28.	United Arab Emirates (AE)	6	0%
29.	Sri Lanka (LK)	6	0%
30.	Turkey (TR)	5	0%
31.	Nigeria (NG)	5	0%
32.	Iran (IR)	5	0%
33.	Singapore (SG)	5	0%
34.	Venezuela (VE)	4	0%
35.	Bulgaria (BG)	4	0%
36.	Ukraine (UA)	4	0%
37.	Malaysia (MY)	4	0%
38.	Switzerland (CH)	4	0%
39.	Western Europe -country unspecified (EU)	4	0%
40.	Sweden (SE)	4	0%
41.	Colombia (CO)	4	0%
42.	Dominican Republic (DO)	4	0%
43.	Finland (FI)	3	0%
44.	Tanzania (TZ)	3	0%
45.	South Africa (ZA)	3	0%
46.	Trinidad and Tobago (TT)	3	0%
47.	Norway (NO)	3	0%

	Countries	Visits	% Visits
	48. Romania (RO)	3	0%
	49. Poland (PL)	3	0%
	50. Jordan (JO)	3	0%
	Subtotal for rows 1–50	6,014	99.01%
	Other	60	0.99%
	Total	6,074	100.00%

Items 1–50 of 91

Countries - Help Card



Column Definitions

Countries

If the Webtrends GeoTrends Database is turned on for this profile, the country is determined by looking up the visitor's IP address in this database. If GeoTrends is not enabled, the country will be determined from the domain name.

Visits


Number of visits from the specified country. A visit is a series of actions that begins when a visitor views their first page from the server, and ends when the visitor leaves the site or remains idle beyond the idle-time limit. The default idle-time limit is thirty minutes. This time limit can be changed by the system administrator.

%

Percentage of total visits from the specified country.

Unknown Country

The country associated with the visitor's domain name could not be determined.



Report Descriptions

This information can help you meet the needs of your target audience as well as discover new audiences. Consider how you can make the content comprehensive and relevant to an international audience.

Note: Use this information carefully because it is based on Internet registration, and may not always be an accurate identifier of the visitor's actual location.

BC Jobs Plan

Custom View: 6/1/12 - 6/30/12

June 1, 2012 12:00:00 AM – June 30, 2012 11:59:59 PM

Countries

This report identifies the top countries of the visitors to your site. Use this report to understand how broadly your site is used.

Countries

Countries

	Countries	Visits	% Visits
1.	Canada (CA)	4,583	83%
2.	United States (US)	434	8%
3.	United Kingdom (UK)	55	1%
4.	India (IN)	45	1%
5.	China (CN)	43	1%
6.	Philippines (PH)	26	0%
7.	Germany (DE)	24	0%
8.	France (FR)	18	0%
9.	Portugal (PT)	16	0%
10.	Australia (AU)	15	0%
11.	Mexico (MX)	13	0%
12.	Japan (JP)	13	0%
13.	Spain (ES)	12	0%
14.	Brazil (BR)	11	0%
15.	Ireland (IE)	11	0%
16.	Korea (South) (KR)	11	0%
17.	Italy (IT)	9	0%
18.	Ukraine (UA)	8	0%
19.	Iran (IR)	6	0%
20.	Bangladesh (BD)	6	0%
21.	Switzerland (CH)	6	0%
22.	Hong Kong (HK)	6	0%
23.	Indonesia (ID)	6	0%
24.	Jamaica (JM)	5	0%

	Countries	Visits	% Visits
25.	Morocco (MA)	5	0%
26.	Pakistan (PK)	5	0%
27.	Netherlands (NL)	5	0%
28.	Russian Federation (RU)	5	0%
29.	Poland (PL)	5	0%
30.	Belgium (BE)	4	0%
31.	Singapore (SG)	4	0%
32.	Egypt (EG)	4	0%
33.	Jordan (JO)	4	0%
34.	New Zealand (NZ)	4	0%
35.	Viet Nam (VN)	3	0%
36.	Argentina (AR)	3	0%
37.	Kenya (KE)	3	0%
38.	Uganda (UG)	3	0%
39.	Turkey (TR)	3	0%
40.	Taiwan (TW)	3	0%
41.	Western Europe -country unspecified (EU)	3	0%
42.	United Arab Emirates (AE)	3	0%
43.	Ghana (GH)	3	0%
44.	Malaysia (MY)	3	0%
45.	Croatia (Hrvatska) (HR)	3	0%
46.	Qatar (QA)	3	0%
47.	Nigeria (NG)	3	0%
48.	Czech Republic (CZ)	3	0%
49.	Saudi Arabia (SA)	2	0%
50.	Colombia (CO)	2	0%
	Subtotal for rows 1–50	5,473	99.18%
	Other	45	0.82%
	Total	5,518	100.00%

Items 1–50 of 84

BC Jobs Plan

Custom View: 7/1/12 - 7/31/12

July 1, 2012 12:00:00 AM – July 31, 2012 11:59:59 PM

Countries

This report identifies the top countries of the visitors to your site. Use this report to understand how broadly your site is used.

Countries

Countries

	Countries	Visits	% Visits
1.	Canada (CA)	5,453	81%
2.	United States (US)	626	9%
3.	United Kingdom (UK)	75	1%
4.	India (IN)	55	1%
5.	Germany (DE)	36	1%
6.	France (FR)	36	1%
7.	China (CN)	33	0%
8.	Australia (AU)	27	0%
9.	Korea (South) (KR)	27	0%
10.	Netherlands (NL)	26	0%
11.	Poland (PL)	24	0%
12.	Philippines (PH)	21	0%
13.	Mexico (MX)	16	0%
14.	Hong Kong (HK)	16	0%
15.	Brazil (BR)	15	0%
16.	Italy (IT)	15	0%
17.	Russian Federation (RU)	15	0%
18.	Ireland (IE)	14	0%
19.	Spain (ES)	13	0%
20.	Japan (JP)	13	0%
21.	Pakistan (PK)	9	0%
22.	Romania (RO)	8	0%
23.	Switzerland (CH)	8	0%
24.	New Zealand (NZ)	8	0%

	Countries	Visits	% Visits
25.	Greece (GR)	8	0%
26.	Saudi Arabia (SA)	7	0%
27.	Iran (IR)	6	0%
28.	Norway (NO)	5	0%
29.	Thailand (TH)	5	0%
30.	South Africa (ZA)	5	0%
31.	Jamaica (JM)	5	0%
32.	Turkey (TR)	4	0%
33.	Taiwan (TW)	3	0%
34.	Oman (OM)	3	0%
35.	Slovenia (SI)	3	0%
36.	Malaysia (MY)	3	0%
37.	Finland (FI)	3	0%
38.	Bosnia and Herzegovina (BA)	3	0%
39.	Indonesia (ID)	3	0%
40.	Western Europe -country unspecified (EU)	3	0%
41.	Austria (AT)	3	0%
42.	Puerto Rico (PR)	3	0%
43.	United Arab Emirates (AE)	3	0%
44.	Qatar (QA)	3	0%
45.	Unknown Country	3	0%
46.	Colombia (CO)	3	0%
47.	Egypt (EG)	3	0%
48.	Israel (IL)	3	0%
49.	Peru (PE)	3	0%
50.	Singapore (SG)	3	0%
	Subtotal for rows 1–50	6,688	99.10%
	Other	61	0.90%
	Total	6,749	100.00%

Items 1–50 of 94

BC Jobs Plan

Custom View: 8/1/12 - 8/31/12

August 1, 2012 12:00:00 AM – August 31, 2012 11:59:59 PM

Countries

This report identifies the top countries of the visitors to your site. Use this report to understand how broadly your site is used.

Countries

Countries

	Countries	Visits	% Visits
1.	Canada (CA)	5,844	81%
2.	United States (US)	561	8%
3.	Philippines (PH)	78	1%
4.	United Kingdom (UK)	77	1%
5.	India (IN)	59	1%
6.	China (CN)	41	1%
7.	Germany (DE)	37	1%
8.	France (FR)	33	0%
9.	Japan (JP)	28	0%
10.	Australia (AU)	28	0%
11.	Netherlands (NL)	26	0%
12.	Mexico (MX)	26	0%
13.	Italy (IT)	22	0%
14.	Nigeria (NG)	17	0%
15.	Spain (ES)	14	0%
16.	Brazil (BR)	12	0%
17.	Poland (PL)	11	0%
18.	Korea (South) (KR)	10	0%
19.	Turkey (TR)	10	0%
20.	Colombia (CO)	10	0%
21.	Saudi Arabia (SA)	10	0%
22.	Russian Federation (RU)	10	0%
23.	Pakistan (PK)	10	0%
24.	Croatia (Hrvatska) (HR)	10	0%

	Countries	Visits	% Visits
25.	Egypt (EG)	9	0%
26.	Costa Rica (CR)	9	0%
27.	Taiwan (TW)	8	0%
28.	Peru (PE)	8	0%
29.	Ukraine (UA)	7	0%
30.	Israel (IL)	7	0%
31.	South Africa (ZA)	7	0%
32.	Hong Kong (HK)	6	0%
33.	Ireland (IE)	6	0%
34.	Portugal (PT)	6	0%
35.	Malaysia (MY)	6	0%
36.	New Zealand (NZ)	6	0%
37.	Singapore (SG)	5	0%
38.	Lebanon (LB)	5	0%
39.	Thailand (TH)	5	0%
40.	Indonesia (ID)	5	0%
41.	Moldova (MD)	5	0%
42.	Venezuela (VE)	5	0%
43.	Jamaica (JM)	5	0%
44.	Iran (IR)	4	0%
45.	Kenya (KE)	4	0%
46.	Kazakhstan (KZ)	4	0%
47.	Argentina (AR)	4	0%
48.	Bangladesh (BD)	4	0%
49.	Qatar (QA)	4	0%
50.	Norway (NO)	4	0%
	Subtotal for rows 1–50	7,132	98.86%
	Other	82	1.14%
	Total	7,214	100.00%

Items 1–50 of 95

BC Jobs Plan

Custom View: 9/1/12 - 9/30/12

September 1, 2012 12:00:00 AM – September 30, 2012 11:59:59 PM

Countries

This report identifies the top countries of the visitors to your site. Use this report to understand how broadly your site is used.

Countries

Countries

	Countries	Visits	% Visits
1.	Canada (CA)	10,993	86%
2.	United States (US)	905	7%
3.	United Kingdom (UK)	91	1%
4.	Philippines (PH)	87	1%
5.	India (IN)	58	0%
6.	Netherlands (NL)	46	0%
7.	China (CN)	42	0%
8.	Ireland (IE)	33	0%
9.	Brazil (BR)	33	0%
10.	Germany (DE)	31	0%
11.	Russian Federation (RU)	30	0%
12.	France (FR)	27	0%
13.	Italy (IT)	26	0%
14.	Mexico (MX)	19	0%
15.	Colombia (CO)	18	0%
16.	Korea (South) (KR)	18	0%
17.	Iran (IR)	17	0%
18.	Spain (ES)	16	0%
19.	Thailand (TH)	13	0%
20.	Pakistan (PK)	13	0%
21.	Hong Kong (HK)	13	0%
22.	Israel (IL)	12	0%
23.	Australia (AU)	11	0%
24.	Greece (GR)	11	0%

	Countries	Visits	% Visits
25.	Croatia (Hrvatska) (HR)	10	0%
26.	Malaysia (MY)	10	0%
27.	Romania (RO)	9	0%
28.	Switzerland (CH)	9	0%
29.	South Africa (ZA)	8	0%
30.	Japan (JP)	8	0%
31.	Western Europe -country unspecified (EU)	7	0%
32.	Taiwan (TW)	7	0%
33.	Viet Nam (VN)	7	0%
34.	Poland (PL)	7	0%
35.	Turkey (TR)	7	0%
36.	Jamaica (JM)	7	0%
37.	Finland (FI)	6	0%
38.	New Zealand (NZ)	6	0%
39.	Czech Republic (CZ)	6	0%
40.	Unknown Country	5	0%
41.	Kuwait (KW)	5	0%
42.	Belgium (BE)	4	0%
43.	Denmark (DK)	4	0%
44.	Sweden (SE)	4	0%
45.	Ukraine (UA)	4	0%
46.	United Arab Emirates (AE)	4	0%
47.	Bangladesh (BD)	4	0%
48.	Dominican Republic (DO)	4	0%
49.	Portugal (PT)	4	0%
50.	Nigeria (NG)	4	0%
	Subtotal for rows 1–50	12,723	99.31%
	Other	89	0.69%
	Total	12,812	100.00%

Items 1–50 of 100

BC Jobs Plan

Custom View: 10/1/12 - 10/31/12

October 1, 2012 12:00:00 AM – October 31, 2012 11:59:59 PM

Countries

This report identifies the top countries of the visitors to your site. Use this report to understand how broadly your site is used.

Countries

Countries

	Countries	Visits	% Visits
1.	Canada (CA)	18,101	86%
2.	United States (US)	1,785	8%
3.	Philippines (PH)	122	1%
4.	United Kingdom (UK)	112	1%
5.	India (IN)	70	0%
6.	Netherlands (NL)	52	0%
7.	China (CN)	52	0%
8.	Ireland (IE)	46	0%
9.	France (FR)	42	0%
10.	Mexico (MX)	34	0%
11.	Germany (DE)	33	0%
12.	Brazil (BR)	31	0%
13.	Russian Federation (RU)	28	0%
14.	Korea (South) (KR)	26	0%
15.	Hong Kong (HK)	24	0%
16.	Italy (IT)	23	0%
17.	Australia (AU)	22	0%
18.	Spain (ES)	19	0%
19.	Switzerland (CH)	16	0%
20.	Japan (JP)	16	0%
21.	Finland (FI)	14	0%
22.	Western Europe -country unspecified (EU)	13	0%
23.	Taiwan (TW)	13	0%
24.	Malaysia (MY)	13	0%

	Countries	Visits	% Visits
25.	Romania (RO)	11	0%
26.	Colombia (CO)	11	0%
27.	Thailand (TH)	11	0%
28.	Poland (PL)	11	0%
29.	Portugal (PT)	10	0%
30.	Pakistan (PK)	10	0%
31.	Egypt (EG)	10	0%
32.	Sweden (SE)	9	0%
33.	Greece (GR)	9	0%
34.	Saudi Arabia (SA)	9	0%
35.	South Africa (ZA)	8	0%
36.	New Zealand (NZ)	8	0%
37.	Ukraine (UA)	8	0%
38.	Czech Republic (CZ)	8	0%
39.	Iran (IR)	8	0%
40.	Indonesia (ID)	8	0%
41.	Belgium (BE)	7	0%
42.	Serbia (RS)	7	0%
43.	Bangladesh (BD)	6	0%
44.	Viet Nam (VN)	6	0%
45.	Nigeria (NG)	6	0%
46.	Jamaica (JM)	5	0%
47.	Venezuela (VE)	5	0%
48.	Turkey (TR)	5	0%
49.	Israel (IL)	5	0%
50.	Hungary (HU)	5	0%
	Subtotal for rows 1–50	20,913	99.51%
	Other	103	0.49%
	Total	21,016	100.00%

Items 1–50 of 106

BC Jobs Plan

Custom View: 11/1/12 - 11/30/12

November 1, 2012 12:00:00 AM – November 30, 2012 11:59:59 PM

Countries

This report identifies the top countries of the visitors to your site. Use this report to understand how broadly your site is used.

Countries

Countries

	Countries	Visits	% Visits
1.	Canada (CA)	32,784	88%
2.	United States (US)	3,107	8%
3.	Philippines (PH)	105	0%
4.	United Kingdom (UK)	103	0%
5.	China (CN)	95	0%
6.	Netherlands (NL)	82	0%
7.	France (FR)	78	0%
8.	Mexico (MX)	73	0%
9.	India (IN)	72	0%
10.	Western Europe -country unspecified (EU)	53	0%
11.	Hong Kong (HK)	47	0%
12.	Brazil (BR)	46	0%
13.	Germany (DE)	37	0%
14.	Switzerland (CH)	35	0%
15.	Korea (South) (KR)	33	0%
16.	Taiwan (TW)	32	0%
17.	Australia (AU)	25	0%
18.	Ireland (IE)	25	0%
19.	Pakistan (PK)	24	0%
20.	Italy (IT)	22	0%
21.	Spain (ES)	17	0%
22.	Colombia (CO)	17	0%
23.	Japan (JP)	15	0%
24.	Ukraine (UA)	15	0%

	Countries	Visits	% Visits
25.	Croatia (Hrvatska) (HR)	15	0%
26.	Russian Federation (RU)	14	0%
27.	Finland (FI)	14	0%
28.	Thailand (TH)	13	0%
29.	Nigeria (NG)	13	0%
30.	Greece (GR)	13	0%
31.	South Africa (ZA)	12	0%
32.	Turkey (TR)	12	0%
33.	Sweden (SE)	11	0%
34.	Iran (IR)	11	0%
35.	Malaysia (MY)	10	0%
36.	Poland (PL)	9	0%
37.	Saudi Arabia (SA)	8	0%
38.	Israel (IL)	8	0%
39.	Honduras (HN)	8	0%
40.	Egypt (EG)	7	0%
41.	Austria (AT)	6	0%
42.	Czech Republic (CZ)	6	0%
43.	Portugal (PT)	6	0%
44.	Romania (RO)	6	0%
45.	**	5	0%
46.	Peru (PE)	5	0%
47.	Indonesia (ID)	4	0%
48.	United Arab Emirates (AE)	4	0%
49.	Trinidad and Tobago (TT)	4	0%
50.	Hungary (HU)	4	0%
	Subtotal for rows 1–50	37,170	99.69%
	Other	114	0.31%
	Total	37,284	100.00%

Items 1–50 of 115

BC Jobs Plan

Custom View: 12/1/12 - 12/31/12

December 1, 2012 12:00:00 AM – December 31, 2012 11:59:59 PM

Countries

This report identifies the top countries of the visitors to your site. Use this report to understand how broadly your site is used.

Countries

Countries

	Countries	Visits	% Visits
1.	Canada (CA)	9,775	83%
2.	United States (US)	986	8%
3.	India (IN)	125	1%
4.	United Kingdom (UK)	84	1%
5.	China (CN)	84	1%
6.	Netherlands (NL)	45	0%
7.	Germany (DE)	39	0%
8.	France (FR)	36	0%
9.	Spain (ES)	35	0%
10.	Ukraine (UA)	30	0%
11.	Philippines (PH)	29	0%
12.	Western Europe -country unspecified (EU)	27	0%
13.	Pakistan (PK)	26	0%
14.	Hong Kong (HK)	22	0%
15.	Mexico (MX)	18	0%
16.	Russian Federation (RU)	16	0%
17.	Italy (IT)	15	0%
18.	Australia (AU)	14	0%
19.	Ireland (IE)	14	0%
20.	Egypt (EG)	13	0%
21.	Korea (South) (KR)	13	0%
22.	Malaysia (MY)	13	0%
23.	Saudi Arabia (SA)	13	0%
24.	Poland (PL)	12	0%

	Countries	Visits	% Visits
25.	Switzerland (CH)	11	0%
26.	Iran (IR)	11	0%
27.	Finland (FI)	11	0%
28.	Greece (GR)	10	0%
29.	Colombia (CO)	10	0%
30.	Turkey (TR)	10	0%
31.	Taiwan (TW)	9	0%
32.	Dominican Republic (DO)	9	0%
33.	Singapore (SG)	9	0%
34.	Brazil (BR)	8	0%
35.	Indonesia (ID)	8	0%
36.	Thailand (TH)	8	0%
37.	Croatia (Hrvatska) (HR)	8	0%
38.	Portugal (PT)	8	0%
39.	Jamaica (JM)	7	0%
40.	Unknown Country	7	0%
41.	Mauritius (MU)	7	0%
42.	South Africa (ZA)	7	0%
43.	Israel (IL)	7	0%
44.	Nigeria (NG)	6	0%
45.	United Arab Emirates (AE)	6	0%
46.	Bulgaria (BG)	5	0%
47.	Argentina (AR)	5	0%
48.	Japan (JP)	4	0%
49.	Romania (RO)	4	0%
50.	Hungary (HU)	4	0%
	Subtotal for rows 1–50	11,683	99.29%
	Other	84	0.71%
	Total	11,767	100.00%

Items 1–50 of 96

BC Jobs Plan

Custom View: 1/1/13 - 1/31/13

January 1, 2013 12:00:00 AM – January 31, 2013 11:59:59 PM

Countries

This report identifies the top countries of the visitors to your site. Use this report to understand how broadly your site is used.

Countries

Countries

	Countries	Visits	% Visits
1.	Canada (CA)	30,302	88%
2.	United States (US)	2,562	7%
3.	United Kingdom (UK)	168	0%
4.	India (IN)	145	0%
5.	Philippines (PH)	91	0%
6.	Netherlands (NL)	81	0%
7.	Western Europe -country unspecified (EU)	65	0%
8.	Germany (DE)	52	0%
9.	China (CN)	51	0%
10.	France (FR)	47	0%
11.	Australia (AU)	46	0%
12.	Mexico (MX)	40	0%
13.	Italy (IT)	40	0%
14.	Spain (ES)	37	0%
15.	Brazil (BR)	35	0%
16.	Ireland (IE)	34	0%
17.	Pakistan (PK)	33	0%
18.	Ukraine (UA)	24	0%
19.	Korea (South) (KR)	22	0%
20.	Viet Nam (VN)	22	0%
21.	Taiwan (TW)	21	0%
22.	Malaysia (MY)	18	0%
23.	Russian Federation (RU)	18	0%
24.	New Zealand (NZ)	18	0%

	Countries	Visits	% Visits
25.	South Africa (ZA)	17	0%
26.	Colombia (CO)	17	0%
27.	Hong Kong (HK)	16	0%
28.	Saudi Arabia (SA)	16	0%
29.	Jamaica (JM)	15	0%
30.	Singapore (SG)	15	0%
31.	Indonesia (ID)	15	0%
32.	Bangladesh (BD)	15	0%
33.	Nigeria (NG)	14	0%
34.	Mauritius (MU)	14	0%
35.	Turkey (TR)	14	0%
36.	Thailand (TH)	13	0%
37.	Qatar (QA)	13	0%
38.	Dominican Republic (DO)	12	0%
39.	Japan (JP)	12	0%
40.	Romania (RO)	12	0%
41.	Greece (GR)	11	0%
42.	Croatia (Hrvatska) (HR)	10	0%
43.	United Arab Emirates (AE)	10	0%
44.	Israel (IL)	10	0%
45.	Sri Lanka (LK)	10	0%
46.	Poland (PL)	10	0%
47.	Hungary (HU)	9	0%
48.	Iran (IR)	9	0%
49.	Argentina (AR)	8	0%
50.	**	8	0%
	Subtotal for rows 1–50	34,297	99.40%
	Other	208	0.60%
	Total	34,505	100.00%

Items 1–50 of 130

BC Jobs Plan

Custom View: 2/1/13 - 2/20/13

February 1, 2013 12:00:00 AM – February 20, 2013 11:59:59 PM

Countries

This report identifies the top countries of the visitors to your site. Use this report to understand how broadly your site is used.

Countries

Countries

	Countries	Visits	% Visits
1.	Canada (CA)	24,226	88%
2.	United States (US)	2,103	8%
3.	India (IN)	125	0%
4.	United Kingdom (UK)	92	0%
5.	Western Europe -country unspecified (EU)	91	0%
6.	Mexico (MX)	46	0%
7.	Philippines (PH)	45	0%
8.	Netherlands (NL)	43	0%
9.	Germany (DE)	39	0%
10.	Australia (AU)	39	0%
11.	China (CN)	39	0%
12.	Pakistan (PK)	31	0%
13.	Italy (IT)	30	0%
14.	Spain (ES)	29	0%
15.	France (FR)	24	0%
16.	Ireland (IE)	21	0%
17.	Brazil (BR)	19	0%
18.	Taiwan (TW)	15	0%
19.	Korea (South) (KR)	14	0%
20.	Serbia (RS)	13	0%
21.	Thailand (TH)	13	0%
22.	Hong Kong (HK)	12	0%
23.	Japan (JP)	12	0%
24.	Indonesia (ID)	12	0%

	Countries	Visits	% Visits
25.	Turkey (TR)	11	0%
26.	Romania (RO)	11	0%
27.	Ukraine (UA)	11	0%
28.	Finland (FI)	9	0%
29.	Saudi Arabia (SA)	9	0%
30.	Uruguay (UY)	9	0%
31.	Israel (IL)	8	0%
32.	Poland (PL)	8	0%
33.	South Africa (ZA)	8	0%
34.	Russian Federation (RU)	8	0%
35.	Nicaragua (NI)	7	0%
36.	Bulgaria (BG)	7	0%
37.	Colombia (CO)	6	0%
38.	Malaysia (MY)	6	0%
39.	Switzerland (CH)	6	0%
40.	Egypt (EG)	6	0%
41.	Venezuela (VE)	5	0%
42.	Jamaica (JM)	5	0%
43.	**	5	0%
44.	New Zealand (NZ)	5	0%
45.	Morocco (MA)	5	0%
46.	Bangladesh (BD)	4	0%
47.	El Salvador (SV)	4	0%
48.	Denmark (DK)	4	0%
49.	Portugal (PT)	4	0%
50.	Slovak Republic (SK)	4	0%
	Subtotal for rows 1–50	27,308	99.62%
	Other	103	0.38%
	Total	27,411	100.00%

Items 1–50 of 103

BC Jobs Plan

Custom View: 4/1/12 - 4/30/12

April 1, 2012 12:00:00 AM – April 30, 2012 11:59:59 PM

Pages

This report identifies the most popular pages on your site and shows you key metrics for each page such as Visits, Page Views and Average Time Viewed.

Pages Trend

Pages

Pages

	Pages	Visits	Views	Average Time Viewed (seconds)	Average Time to Serve (ms)
1.	The BC Jobs Plan British Columbia http://www.bcjobsplan.ca/	4,043	4,989	81	0
2.	Job Search Tools The BC Jobs Plan http://www.bcjobsplan.ca/work-bc/	1,471	2,159	46	0
3.	Sectors The BC Jobs Plan http://www.bcjobsplan.ca/sectors/	542	612	103	0
4.	News The BC Jobs Plan http://www.bcjobsplan.ca/news/	423	494	76	0
5.	Regions The BC Jobs Plan http://www.bcjobsplan.ca/regions/	415	477	69	0
6.	Reports and Strategies The BC Jobs Plan http://www.bcjobsplan.ca/reports-strategies/	342	447	118	0
7.	Offsite:www.workbc.ca/workbc-centres/ http://www.workbc.ca/workbccentres/	328	372	216	0

	Pages	Visits	Views	Average Time Viewed (seconds)	Average Time to Serve (ms)
8.	Building Markets, Growing Jobs The BC Jobs Plan http://www.bcjobsplan.ca/our-progress/building-markets-growing-jobs/	237	255	112	0
9.	Offsite:www.workbc.ca/workbc-centres http://www.workbc.ca/workbccentres	225	230	117	0
10.	Progress The BC Jobs Plan http://www.bcjobsplan.ca/progress/	204	231	69	0
11.	Offsite:engage.bcjobsplan.ca/ http://engage.bcjobsplan.ca/	157	172	162	0
12.	Offsite:www.bcjobtrendtracker.ca/ http://www.bcjobtrendtracker.ca/	125	130	129	0
13.	Off-site:www.employment.gov.bc.ca/home http://www.employment.gov.bc.ca/home	114	116	118	0
14.	Offsite:www.jobbank.gc.ca/ http://www.jobbank.gc.ca/	101	109	202	0
15.	Canada Starts Here The BC Jobs Plan http://www.bcjobsplan.ca/canada-starts-here/	95	110	102	0
16.	Holy Crap (thatâ##s good) The BC Jobs Plan http://www.bcjobsplan.ca/stories/holy-crap-thats-good/	93	100	135	0
17.	Offsite:www2.gov.bc.ca/ http://www2.gov.bc.ca/	88	100	124	0
18.	Offsite:www.workfutures.bc.ca/ http://www.workfutures.bc.ca/	88	92	258	0

BC Jobs Plan

Custom View: 5/1/12 - 5/31/12

May 1, 2012 12:00:00 AM – May 31, 2012 11:59:59 PM

Pages

This report identifies the most popular pages on your site and shows you key metrics for each page such as Visits, Page Views and Average Time Viewed.

Pages Trend

Pages

Pages

	Pages	Visits	Views	Average Time Viewed (seconds)	Average Time to Serve (ms)
1.	The BC Jobs Plan British Columbia http://www.bcjobsplan.ca/	4,109	5,149	76	0
2.	Find a Job The BC Jobs Plan http://www.bcjobsplan.ca/find-a-job/	905	1,204	35	0
3.	Sectors The BC Jobs Plan http://www.bcjobsplan.ca/sectors/	624	764	75	0
4.	News The BC Jobs Plan http://www.bcjobsplan.ca/news/	551	654	70	0
5.	Job Search Tools The BC Jobs Plan http://www.bcjobsplan.ca/work-bc/	483	682	59	0
6.	Regions The BC Jobs Plan http://www.bcjobsplan.ca/regions/	436	503	80	0
7.	Offsite:www.workbc.ca/ http://www.workbc.ca/	362	403	292	0
8.	Reports and Strategies The BC Jobs Plan http://www.bcjobsplan.ca/reports-strategies/	341	446	86	0

	Pages	Visits	Views	Average Time Viewed (seconds)	Average Time to Serve (ms)
9.	Offsite:www.workbc.ca/workbc-centres/ http://www.workbc.ca/workbccentres/	291	326	243	0
10.	International Education The BC Jobs Plan http://www.bcjobsplan.ca/our-progress/international-education/	280	371	169	0
11.	Canada Starts Here The BC Jobs Plan http://www.bcjobsplan.ca/canada-starts-here/	278	295	153	0
12.	Offsite:engage.bcjobsplan.ca/ http://engage.bcjobsplan.ca/	254	332	276	0
13.	Offsite:workbc.ca/Jobs/JobSeekers/SearchJobs.aspx http://workbc.ca/Jobs/JobSeekers/SearchJobs.aspx	244	287	145	0
14.	Progress The BC Jobs Plan http://www.bcjobsplan.ca/progress/	204	245	70	0
15.	Offsite:www2.gov.bc.ca/ http://www2.gov.bc.ca/	118	126	150	0
16.	Postcard fromâ#i. Hailey The BC Jobs Plan http://www.bcjobsplan.ca/stories/postcard-from-hailey/	96	110	119	0
17.	Seizing Global Demand The BC Jobs Plan http://www.bcjobsplan.ca/our-progress/seizing-global-demand/	95	106	59	0
18.	Offsite:www.workbc.ca/Jobs/ http://www.workbc.ca/Jobs/	90	102	308	0
19.	FormButton:searchform http://www.bcjobsplan.ca/http://www.bcjobsplan.ca/	78	86	2	0

BC Jobs Plan

Custom View: 6/1/12 - 6/30/12

June 1, 2012 12:00:00 AM – June 30, 2012 11:59:59 PM

Pages

This report identifies the most popular pages on your site and shows you key metrics for each page such as Visits, Page Views and Average Time Viewed.

Pages Trend

Pages

Pages

	Pages	Visits	Views	Average Time Viewed (seconds)	Average Time to Serve (ms)
1.	BC Jobs Plan: Learn about BC's economic development plan http://www.bcjobsplan.ca/	3,963	4,991	71	0
2.	Find a Job The BC Jobs Plan http://www.bcjobsplan.ca/find-a-job/	469	611	36	0
3.	Offsite:workbc.ca/Jobs/ http://workbc.ca/Jobs/	252	269	343	0
4.	Regions BC Jobs Plan http://www.bcjobsplan.ca/regions/	232	280	56	0
5.	Page not found BC Jobs Plan http://www.bcjobsplan.ca/sectors/	224	262	110	0
6.	Offsite:www.workbc.ca/jobs http://www.workbc.ca/jobs	211	232	284	0
7.	Offsite:www.workbc.ca/ http://www.workbc.ca/	196	226	175	0
8.	Share Your Ideas BC Jobs Plan http://www.bcjobsplan.ca/share-your-ideas/	196	329	78	0

	Pages	Visits	Views	Average Time Viewed (seconds)	Average Time to Serve (ms)
9.	Learn about the BC Jobs Plan BC Jobs Plan http://www.bcjobsplan.ca/learn-about-the-bc-jobs-plan/	150	210	47	0
10.	Page not found BC Jobs Plan http://www.bcjobsplan.ca/news/	143	173	76	0
11.	Offsite:guidetobceconomy.org/bcs_economy/vancouver_island-coast.htm http://guidetobceconomy.org/bcs_economy/vancouver_island-coast.htm	142	147	163	0
12.	Why a Plan? BC Jobs Plan http://www.bcjobsplan.ca/why-a-plan/	129	164	90	0
13.	Page not found BC Jobs Plan http://www.bcjobsplan.ca/canada-starts-here/	128	143	122	0
14.	Offsite:workbc.ca/Jobs/JobSeekers/SearchJobs.aspx http://workbc.ca/Jobs/JobSeekers/SearchJobs.aspx	126	146	250	0
15.	International Education The BC Jobs Plan http://www.bcjobsplan.ca/our-progress/international-education/	125	165	124	0
16.	Offsite:www2.gov.bc.ca/ http://www2.gov.bc.ca/	115	128	161	0
17.	Have you ever studied abroad? Why did you go and how did you benefit from this experience? BC Jobs Plan http://www.bcjobsplan.ca/discussions/have-you-ever-studied-abroad-why-did-you-go-and-how-did-you-benefit-from-this-experience/	108	152	172	0

BC Jobs Plan

Custom View: 7/1/12 - 7/31/12

July 1, 2012 12:00:00 AM – July 31, 2012 11:59:59 PM

Pages

This report identifies the most popular pages on your site and shows you key metrics for each page such as Visits, Page Views and Average Time Viewed.

Pages Trend

Pages

Pages

	Pages	Visits	Views	Average Time Viewed (seconds)	Average Time to Serve (ms)
1.	BC Jobs Plan: Learn about BC's economic development plan http://www.bcjobsplan.ca/	4,334	5,498	99	0
2.	Technology BC Jobs Plan http://www.bcjobsplan.ca/technology/	643	934	159	0
3.	BC Tech Strategy Twitter Chat BC Jobs Plan http://www.bcjobsplan.ca/bc-technology-twitter-chat/	323	365	276	0
4.	Learn about the BC Jobs Plan BC Jobs Plan http://www.bcjobsplan.ca/learn-about-the-bc-jobs-plan/	295	477	51	0
5.	Share Your Ideas BC Jobs Plan http://www.bcjobsplan.ca/share-your-ideas/	206	319	90	0
6.	Why a Plan? BC Jobs Plan http://www.bcjobsplan.ca/why-a-plan/	204	276	95	0

	Pages	Visits	Views	Average Time Viewed (seconds)	Average Time to Serve (ms)
7.	Offsite:www.workbc.ca/jobs http://www.workbc.ca/jobs	170	183	167	0
8.	Offsite:workbc.ca/Jobs/ http://workbc.ca/Jobs/	167	180	316	0
9.	How have you welcomed international students into your community? BC Jobs Plan http://www.bcjobsplan.ca/discussions/how-have-you-welcomed-international-students-into-your-community/	160	204	139	0
10.	Mining BC Jobs Plan http://www.bcjobsplan.ca/mining/	151	200	85	0
11.	Follow Progress BC Jobs Plan http://www.bcjobsplan.ca/follow-progress/	138	203	96	0
12.	Offsite:guidetobceconomy.org/bcs_economy/vancouver_island-coast.htm http://guidetobceconomy.org/bcs_economy/vancouver_island-coast.htm	137	141	209	0
13.	Regions BC Jobs Plan http://www.bcjobsplan.ca/regions/	131	151	118	0
14.	International Education BC Jobs Plan http://www.bcjobsplan.ca/international-education/	128	175	119	0
15.	Industry Sectors BC Jobs Plan http://www.bcjobsplan.ca/industry-sectors/	125	147	123	0

BC Jobs Plan

Custom View: 8/1/12 - 8/31/12

August 1, 2012 12:00:00 AM – August 31, 2012 11:59:59 PM

Pages

This report identifies the most popular pages on your site and shows you key metrics for each page such as Visits, Page Views and Average Time Viewed.

Pages Trend

Pages

Pages

	Pages	Visits	Views	Average Time Viewed (seconds)	Average Time to Serve (ms)
1.	BC Jobs Plan: Learn about BC's economic development plan http://www.bcjobsplan.ca/	4,917	6,040	128	0
2.	Canada Starts Here: BC Job Fairs BC Jobs Plan http://www.bcjobsplan.ca/job-fairs/	344	429	147	0
3.	Technology BC Jobs Plan http://www.bcjobsplan.ca/technology/	341	454	172	0
4.	Learn about the BC Jobs Plan BC Jobs Plan http://www.bcjobsplan.ca/learn-about-the-bc-jobs-plan/	256	377	55	0
5.	Why a Plan? BC Jobs Plan http://www.bcjobsplan.ca/why-a-plan/	224	313	100	0
6.	Regions BC Jobs Plan http://www.bcjobsplan.ca/regions/	193	222	120	0
7.	Events Listing BC Jobs Plan http://www.bcjobsplan.ca/events-listing/	166	249	80	0

	Pages	Visits	Views	Average Time Viewed (seconds)	Average Time to Serve (ms)
8.	Industry Sectors BC Jobs Plan http://www.bcjobsplan.ca/industry-sectors/	165	207	167	0
9.	Mining BC Jobs Plan http://www.bcjobsplan.ca/mining/	150	195	99	0
10.	Share Your Ideas BC Jobs Plan http://www.bcjobsplan.ca/share-your-ideas/	148	287	73	0
11.	Tourism BC Jobs Plan http://www.bcjobsplan.ca/tourism/	133	152	91	0
12.	Forestry Sector BC Jobs Plan http://www.bcjobsplan.ca/forestry-sector/	121	157	102	0
13.	International Education BC Jobs Plan http://www.bcjobsplan.ca/international-education/	116	145	145	0
14.	Opportunities for Tomorrow BC Jobs Plan http://www.bcjobsplan.ca/opportunities-for-tomorrow/	113	129	58	0
15.	Transportation BC Jobs Plan http://www.bcjobsplan.ca/transportation/	108	131	150	0
16.	BC has great tech stories. What are some ways to share and promote these successes? Know a great tech story that hasn't been told? Share it in your post! BC Jobs Plan http://www.bcjobsplan.ca/discussions/share-and-promote-bc-tech-successes/	101	114	239	0

BC Jobs Plan

Custom View: 9/1/12 - 9/30/12

September 1, 2012 12:00:00 AM – September 30, 2012 11:59:59 PM

Pages

This report identifies the most popular pages on your site and shows you key metrics for each page such as Visits, Page Views and Average Time Viewed.

Pages Trend

Pages

Pages

	Pages	Visits	Views	Average Time Viewed (seconds)	Average Time to Serve (ms)
1.	BC Jobs Plan: Learn about BC's economic development plan http://www.bcjobsplan.ca/	6,545	8,476	85	0
2.	Canada Starts Here: BC Job Fairs BC Jobs Plan http://www.bcjobsplan.ca/job-fairs/	1,128	1,606	59	0
3.	Learn About the Plan BC Jobs Plan http://www.bcjobsplan.ca/learn-about-the-plan/	1,026	1,551	83	0
4.	Events Listing BC Jobs Plan http://www.bcjobsplan.ca/events-listing/	852	1,350	49	0
5.	Events Listing BC Jobs Plan http://www.bcjobsplan.ca/events-listing/?id=54&vid=38	772	885	100	0
6.	Richmond BC Job Fair BC Jobs Plan http://www.bcjobsplan.ca/richmond-bc-job-fair/	755	915	234	0

	Pages	Visits	Views	Average Time Viewed (seconds)	Average Time to Serve (ms)
7.	Find Services BC Jobs Plan http://www.bcjobsplan.ca/find-services/	646	809	70	0
8.	Events Listing BC Jobs Plan http://www.bcjobsplan.ca/events-listing/?id=56&vid=57	538	631	70	0
9.	BC Jobs Plan http://www.bcjobsplan.ca/skills-and-training-plan/	531	761	90	0
10.	Victoria Jobs Fair BC Jobs Plan http://www.bcjobsplan.ca/victoria-jobs-fair/	517	603	226	0
11.	Get Involved BC Jobs Plan http://www.bcjobsplan.ca/get-involved/	516	737	67	0
12.	Get BC Trade and Technical Skills Skills and Training Plan http://www.bcjobsplan.ca/getskills/wp-content/themes/careermovesbc/page1.php	397	642	42	0
13.	Abbotsford Job Fair BC Jobs Plan http://www.bcjobsplan.ca/abbotsford-job-fair/	382	457	154	0
14.	Technology BC Jobs Plan http://www.bcjobsplan.ca/technology/	347	421	103	0
15.	Get BC Trade and Technical Skills Skills and Training Plan http://www.bcjobsplan.ca/getskills/	342	388	1	0
16.	Vancouver Island /Coast BC Jobs Plan http://www.bcjobsplan.ca/vancouver-island-coast-3/	326	383	151	0
17.	Events Listing BC Jobs Plan http://www.bcjobsplan.ca/events-listing/?id=57&vid=58	315	373	60	0

BC Jobs Plan

Custom View: 10/1/12 - 10/31/12

October 1, 2012 12:00:00 AM – October 31, 2012 11:59:59 PM

Pages

This report identifies the most popular pages on your site and shows you key metrics for each page such as Visits, Page Views and Average Time Viewed.

Pages Trend

Pages

Pages

	Pages	Visits	Views	Average Time Viewed (seconds)	Average Time to Serve (ms)
1.	BC Jobs Plan: Learn about BC's economic development plan http://www.bcjobsplan.ca/	8,029	9,983	69	0
2.	Find Services BC Jobs Plan http://www.bcjobsplan.ca/find-services/?open=find-a-job	2,120	2,441	83	0
3.	Canada Starts Here: BC Job Fairs BC Jobs Plan http://www.bcjobsplan.ca/job-fairs/	1,744	2,721	71	0
4.	Seniors Home Renovation Tax Credit up to \$1000 BC Jobs Plan http://www.bcjobsplan.ca/facts/b-c-seniors-home-renovation-tax-credit-up-to-1000/	1,724	1,911	112	0
5.	BC Jobs Plan http://www.bcjobsplan.ca/skills-and-training-plan/	1,439	1,972	84	0
6.	Find a Job BC Jobs Plan http://www.bcjobsplan.ca/find-a-job/	980	1,029	259	0

	Pages	Visits	Views	Average Time Viewed (seconds)	Average Time to Serve (ms)
7.	BC First Time New Home Buyer Bonus up to \$10,000 BC Jobs Plan http://www.bcjobsplan.ca/facts/b-c-first-time-new-home-buyer-bonus-up-to-10000/	923	1,118	99	0
8.	Learn About the Plan BC Jobs Plan http://www.bcjobsplan.ca/learn-about-the-plan/	885	1,204	93	0
9.	Find Services BC Jobs Plan http://www.bcjobsplan.ca/find-services/?open=get-skills-and-training	879	1,049	66	0
10.	Find Services BC Jobs Plan http://www.bcjobsplan.ca/find-services/	877	1,067	71	0
11.	Get BC Trade and Technical Skills Skills and Training Plan http://www.bcjobsplan.ca/getskills/wp-content/themes/careermovesbc/page1.php	749	933	28	0
12.	Lowest Personal Taxes BC Jobs Plan http://www.bcjobsplan.ca/?facts=b-c-lowest-personal-taxes	716	840	124	0
13.	Get BC Trade and Technical Skills Skills and Training Plan http://www.bcjobsplan.ca/getskills/	705	749	1	0
14.	Events Listing BC Jobs Plan http://www.bcjobsplan.ca/events-listing/	598	970	60	0
15.	\$500 Million to meet industry skills needs & ensure British Columbians are first in line for jobs BC Jobs Plan http://www.bcjobsplan.ca/facts/500-million-to-meet-industry-skills-needs-ensure-british-columbians-are-first-in-line-for-jobs/	554	612	92	0

BC Jobs Plan

Custom View: 11/1/12 - 11/30/12

November 1, 2012 12:00:00 AM – November 30, 2012 11:59:59 PM

Pages

This report identifies the most popular pages on your site and shows you key metrics for each page such as Visits, Page Views and Average Time Viewed.

Pages Trend

Pages

Pages

	Pages	Visits	Views	Average Time Viewed (seconds)	Average Time to Serve (ms)
1.	BC Jobs Plan: Learn about BC's economic development plan http://www.bcjobsplan.ca/	11,094	14,335	63	0
2.	Vancouver Jobs Fair BC Jobs Plan http://www.bcjobsplan.ca/vancouver-jobs-fair/	3,914	4,758	202	0
3.	Canada Starts Here: BC Job Fairs BC Jobs Plan http://www.bcjobsplan.ca/job-fairs/	3,347	5,186	59	0
4.	Seniors Home Renovation Tax Credit up to \$1000 BC Jobs Plan http://www.bcjobsplan.ca/facts/b-c-seniors-home-renovation-tax-credit-up-to-1000/	3,295	3,675	97	0
5.	Find Services BC Jobs Plan http://www.bcjobsplan.ca/find-services/?open=find-a-job	3,134	3,706	143	0
6.	Surrey Job Fair BC Jobs Plan http://www.bcjobsplan.ca/surrey-job-fair/	2,515	3,033	171	0

	Pages	Visits	Views	Average Time Viewed (seconds)	Average Time to Serve (ms)
7.	BC Jobs Plan http://www.bcjobsplan.ca/skills-and-training-plan/	2,066	2,901	86	0
8.	Burnaby Jobs Fair BC Jobs Plan http://www.bcjobsplan.ca/burnaby-jobs-fair/	2,013	2,438	152	0
9.	BC First Time New Home Buyer Bonus up to \$10,000 BC Jobs Plan http://www.bcjobsplan.ca/facts/b-c-first-time-new-home-buyer-bonus-up-to-10000/	1,712	1,966	86	0
10.	Coquitlam Jobs Fair BC Jobs Plan http://www.bcjobsplan.ca/coquitlam-jobs-fair/	1,463	1,695	121	0
11.	Find Services BC Jobs Plan http://www.bcjobsplan.ca/find-services/?open=get-skills-and-training	1,379	1,649	99	0
12.	Find Services BC Jobs Plan http://www.bcjobsplan.ca/find-services/	1,320	1,578	96	0
13.	Lowest Personal Taxes BC Jobs Plan http://www.bcjobsplan.ca/?facts=b-c-lowest-personal-taxes	1,276	1,396	120	0
14.	Learn About the Plan BC Jobs Plan http://www.bcjobsplan.ca/learn-about-the-plan/	1,182	1,653	85	0
15.	Events Listing BC Jobs Plan http://www.bcjobsplan.ca/events-listing/?id=83&vid=85	1,126	1,303	48	0
16.	Events Listing BC Jobs Plan http://www.bcjobsplan.ca/events-listing/	1,085	1,802	44	0

BC Jobs Plan

Custom View: 12/1/12 - 12/31/12

December 1, 2012 12:00:00 AM – December 31, 2012 11:59:59 PM

Pages

This report identifies the most popular pages on your site and shows you key metrics for each page such as Visits, Page Views and Average Time Viewed.

Pages Trend

Pages

Pages

	Pages	Visits	Views	Average Time Viewed (seconds)	Average Time to Serve (ms)
1.	BC Jobs Plan: Learn about BC's economic development plan http://www.bcjobsplan.ca/	5,986	7,411	67	0
2.	Find Services BC Jobs Plan http://www.bcjobsplan.ca/find-services/?open=find-a-job	1,674	1,988	144	0
3.	BC Jobs Plan http://www.bcjobsplan.ca/skills-and-training-plan/	1,083	1,512	68	0
4.	How can employers deal with the upcoming skills shortage? BC Jobs Plan http://www.bcjobsplan.ca/discussions/how-can-employers-deal-with-the-upcoming-skills-shortage/	727	914	210	0
5.	Find Services BC Jobs Plan http://www.bcjobsplan.ca/find-services/?open=get-skills-and-training	665	790	96	0
6.	Canada Starts Here: BC Job Fairs BC Jobs Plan http://www.bcjobsplan.ca/job-fairs/	625	848	92	0

	Pages	Visits	Views	Average Time Viewed (seconds)	Average Time to Serve (ms)
7.	Learn About the Plan BC Jobs Plan http://www.bcjobsplan.ca/learn-about-the-plan/	539	788	108	0
8.	Find Services BC Jobs Plan http://www.bcjobsplan.ca/find-services/	527	622	110	0
9.	Vancouver Jobs Fair BC Jobs Plan http://www.bcjobsplan.ca/vancouver-jobs-fair/	465	537	91	0
10.	Get BC Trade and Technical Skills Skills and Training Plan http://www.bcjobsplan.ca/getskills/wp-content/themes/careermovesbc/page1.php	412	538	35	0
11.	Get BC Trade and Technical Skills Skills and Training Plan http://www.bcjobsplan.ca/getskills/	389	447	1	0
12.	BC First Time New Home Buyer Bonus up to \$10,000 BC Jobs Plan http://www.bcjobsplan.ca/facts/b-c-first-time-new-home-buyer-bonus-up-to-10000/	378	467	81	0
13.	Get BC Trade and Technical Skills Skills and Training Plan http://www.bcjobsplan.ca/getskills/wp-content/themes/careermovesbc/select.php?choice=exploring_trades	304	372	20	0
14.	BC First Time New Home Buyer Bonus up to \$10,000 BC Jobs Plan http://www.bcjobsplan.ca/?facts=b-c-first-time-new-home-buyer-bonus-up-to-10000	266	306	137	0
15.	Get Involved BC Jobs Plan http://www.bcjobsplan.ca/get-involved/	255	305	98	0

BC Jobs Plan

Custom View: 1/1/13 - 1/31/13

January 1, 2013 12:00:00 AM – January 31, 2013 11:59:59 PM

Pages

This report identifies the most popular pages on your site and shows you key metrics for each page such as Visits, Page Views and Average Time Viewed.

Pages Trend

Pages

Pages

	Pages	Visits	Views	Average Time Viewed (seconds)	Average Time to Serve (ms)
1.	BC Jobs Plan: Learn about BC's economic development plan http://www.bcjobsplan.ca/	15,787	19,698	64	0
2.	BC Jobs Start Here: BC Job Fairs BC Jobs Plan http://www.bcjobsplan.ca/job-fairs/	4,557	6,815	70	0
3.	Find Services BC Jobs Plan http://www.bcjobsplan.ca/find-services/?open=find-a-job	4,074	4,709	153	0
4.	BC's Strong Economy BC Jobs Plan http://www.bcjobsplan.ca/bcs-strong-economy/	3,460	3,777	116	0
5.	BC Skills and Training Plan BC Jobs Plan http://www.bcjobsplan.ca/skills-and-training-plan/	3,134	4,097	101	0
6.	Find Services BC Jobs Plan http://www.bcjobsplan.ca/find-services/?open=navigate-trades-programs	2,256	2,763	86	0

	Pages	Visits	Views	Average Time Viewed (seconds)	Average Time to Serve (ms)
7.	Get BC Trade and Technical Skills Skills and Training Plan http://www.bcjobsplan.ca/getskills/wp-content/themes/careermovesbc/page1.php	1,951	2,304	26	0
8.	Learn about the Plan BC Jobs Plan http://www.bcjobsplan.ca/learn-about-the-plan/	1,923	2,559	60	0
9.	BC First Time New Home Buyer Bonus up to \$10,000 BC Jobs Plan http://www.bcjobsplan.ca/facts/b-c-first-time-new-home-buyer-bonus-up-to-10000/	1,637	1,858	77	0
10.	Find Services BC Jobs Plan http://www.bcjobsplan.ca/find-services/	1,540	1,879	98	0
11.	Get BC Trade and Technical Skills Skills and Training Plan http://www.bcjobsplan.ca/getskills/	1,485	1,582	1	0
12.	Get BC Trade and Technical Skills Skills and Training Plan http://www.bcjobsplan.ca/getskills/wp-content/themes/careermovesbc/select.php?choice=exploring_trades	1,379	1,607	23	0
13.	Delta Job Fair BC Jobs Plan http://www.bcjobsplan.ca/delta-job-fair/	1,064	1,534	171	0
14.	Port Moody Job Fair BC Jobs Plan http://www.bcjobsplan.ca/port-moody-job-fair/	990	1,288	148	0
15.	Learn about the Plan BC Jobs Plan http://www.bcjobsplan.ca/learn-about-the-plan/?open=skills-and-training-plan	886	1,124	62	0

BC Jobs Plan

Custom View: 2/1/13 - 2/20/13

February 1, 2013 12:00:00 AM – February 20, 2013 11:59:59 PM

Pages

This report identifies the most popular pages on your site and shows you key metrics for each page such as Visits, Page Views and Average Time Viewed.

Pages Trend

Pages

Pages

	Pages	Visits	Views	Average Time Viewed (seconds)	Average Time to Serve (ms)
1.	BC Jobs Plan: Learn about BC's economic development plan http://www.bcjobsplan.ca/	11,208	13,661	62	0
2.	BC's Strong Economy BC Jobs Plan http://www.bcjobsplan.ca/bcs-strong-economy/	3,530	3,850	123	0
3.	BC Jobs Start Here: BC Job Fairs BC Jobs Plan http://www.bcjobsplan.ca/job-fairs/	2,988	4,260	68	0
4.	BC Jobs Plan Skills and Training in BC http://www.bcjobsplan.ca/skills/	2,696	3,384	59	0
5.	Find Services BC Jobs Plan http://www.bcjobsplan.ca/find-services/?open=find-a-job	2,591	2,928	179	0
6.	Find Services BC Jobs Plan http://www.bcjobsplan.ca/find-services/?open=navigate-trades-programs	1,584	1,901	87	0

	Pages	Visits	Views	Average Time Viewed (seconds)	Average Time to Serve (ms)
7.	Learn about the Plan BC Jobs Plan http://www.bcjobsplan.ca/learn-about-the-plan/	1,483	1,940	64	0
8.	Get BC Trade and Technical Skills Skills and Training Plan http://www.bcjobsplan.ca/getskills/wp-content/themes/careermovesbc/page1.php	1,293	1,531	25	0
9.	The Skills and Training Plan for BC BC Jobs Plan http://www.bcjobsplan.ca/skills/bc-skills-and-training-plan/	1,249	1,554	93	0
10.	Candace is an electrician in BC BC Jobs Plan http://www.bcjobsplan.ca/skills/subjectperspectives/candace-is-an-electrician-in-bc/	1,130	1,231	114	0
11.	Liam is an apprentice carpenter in BC BC Jobs Plan http://www.bcjobsplan.ca/skills/subjectperspectives/liams-an-apprentice-carpenter-in-bc/	1,071	1,175	99	0
12.	BC First Time New Home Buyer Bonus up to \$10,000 BC Jobs Plan http://www.bcjobsplan.ca/facts/b-c-first-time-new-home-buyer-bonus-up-to-10000/	954	1,079	86	0
13.	Changing Careers BC Jobs Plan http://www.bcjobsplan.ca/skills/changing-careers/	934	1,086	167	0
14.	Get BC Trade and Technical Skills Skills and Training Plan http://www.bcjobsplan.ca/getskills/wp-content/themes/careermovesbc/select.php?choice=exploring_trades	887	1,027	20	0

BC Jobs Plan

Custom View: 4/1/12 - 4/30/12

April 1, 2012 12:00:00 AM – April 30, 2012 11:59:59 PM

Referring Domain

This report identifies domains that refer visitors to your web site. The top referring domains are your site's primary acquisition channels and may include partner sites, search engines, portals or marketing programs.

Referring Domain

Referring Domain

	Domain	Visits	% Visits
1.	gov.bc.ca	1,486	27%
2.	Direct Traffic	1,467	26%
3.	google.ca	1,201	21%
4.	workbc.ca	362	6%
5.	bcjobsplan.ca	313	6%
6.	google.com	119	2%
7.	facebook.com	101	2%
8.	t.co	74	1%
9.	youth.gc.ca	50	1%
10.	nwcc.bc.ca	44	1%
11.	bc.ca	35	1%
12.	bing.com	29	1%
13.	bcit.ca	27	0%
14.	jobfest2012.ca	18	0%
15.	cesbc.com	13	0%
16.	google.co.in	13	0%
17.	google.co.uk	13	0%
18.	pinterest.com	13	0%
19.	yahoo.com	12	0%
20.	hootsuite.com	11	0%
21.	youtube.com	11	0%
22.	britishcolumbia.ca	11	0%
23.	camosun.ca	9	0%

	Domain	Visits	% Visits
24.	careertrekbc.ca	9	0%
25.	vancouversun.com	6	0%
26.	google.com.au	5	0%
27.	google.com.hk	5	0%
28.	bcge.ca	4	0%
29.	mywebsearch.com	4	0%
30.	99.198.99.122	4	0%
31.	wikispaces.com	4	0%
32.	google.com.tw	4	0%
33.	bcteacherregulation.ca	3	0%
34.	google.com.br	3	0%
35.	bc-alter.net	3	0%
36.	rupertport.com	3	0%
37.	transportationissuesdaily.com	3	0%
38.	wordpress.com	3	0%
39.	rocktoroad.com	2	0%
40.	ask.com	2	0%
41.	baidu.com	2	0%
42.	yvr.ca	2	0%
43.	flickr.com	2	0%
44.	google.gr	2	0%
45.	tranbc.ca	2	0%
46.	live.com	2	0%
47.	twitter.com	2	0%
48.	aol.com	2	0%
49.	google.com.ph	2	0%
50.	homenet	2	0%
	Subtotal for rows 1–50	5,519	98.77%
	Other	69	1.23%
	Total	5,588	100.00%

Items 1–50 of 110

Referring Domain - Help Card

Column Definitions

Referring Domain

A web site that refers a visitor to your site by linking to it.

Domain

Top-level domains to which belong the web sites which refer visitors to your site by linking to it.

Visits

Number of times the specified domain referred visitors to your site.

%

Percentage of referrals that came from the specified domain.

Direct Traffic

Represents traffic to the web site with no referrer as one of the following: 1) the visitor typed the domain name directly into their browser, 2) the visitor bookmarked the site, 3) the visitor clicked on an email, shortcut, or other direct link, 4) Firewalls and/or proxies stripped out the referrer and replaced it with a dash "-".

Note: If "Direct Traffic" is 100% of all your traffic, then you are probably not logging the "referrer" field in your log files. Please see your manual or the Webtrends Knowledgebase to enable extended logging on your web servers.

Hidden-Referrer

A value indicating that Internet security software such as Zone Alarm Pro, Symantec's Norton Internet Security, or a proxy server modified a web request to mask the referring URL.

Unknown

Represents traffic for which a referrer was logged, but the referring domain was blocked or otherwise could not be resolved to a valid domain.

Report Descriptions

You can use this page to determine which domains are referring the most visitors to your site. This can help when considering the most effective ways and places to attract visitors.

BC Jobs Plan

Custom View: 5/1/12 - 5/31/12

May 1, 2012 12:00:00 AM – May 31, 2012 11:59:59 PM

Referring Domain

This report identifies domains that refer visitors to your web site. The top referring domains are your site's primary acquisition channels and may include partner sites, search engines, portals or marketing programs.

Referring Domain

Referring Domain

	Domain	Visits	% Visits
1.	Direct Traffic	1,689	28%
2.	gov.bc.ca	1,430	24%
3.	google.ca	1,138	19%
4.	workbc.ca	412	7%
5.	bcjobsplan.ca	320	5%
6.	facebook.com	161	3%
7.	bbc.co.uk	156	3%
8.	google.com	107	2%
9.	t.co	62	1%
10.	youth.gc.ca	47	1%
11.	bccie.bc.ca	40	1%
12.	bing.com	38	1%
13.	hydroweb	37	1%
14.	bc.ca	32	1%
15.	careertrekbc.ca	23	0%
16.	live.com	23	0%
17.	bcit.ca	22	0%
18.	britishcolumbia.ca	19	0%
19.	yahoo.com	18	0%
20.	cesbc.com	17	0%
21.	buildacareer.ca	15	0%
22.	google.co.uk	10	0%
23.	hootsuite.com	10	0%

	Domain	Visits	% Visits
24.	jobfest2012.ca	10	0%
25.	nationtalk.ca	9	0%
26.	camosun.ca	9	0%
27.	youtube.com	9	0%
28.	yahoo.net	8	0%
29.	vancouver.sun.com	8	0%
30.	google.co.jp	8	0%
31.	google.com.au	7	0%
32.	google.co.kr	5	0%
33.	alot.com	5	0%
34.	flickr.com	5	0%
35.	2mdn.net	5	0%
36.	google.com.ph	5	0%
37.	google.com.sa	5	0%
38.	google.com.pk	4	0%
39.	googleusercontent.com	4	0%
40.	google.co.in	4	0%
41.	65.61.233.21	4	0%
42.	bcteacherregulation.ca	4	0%
43.	google.com.hk	4	0%
44.	twitter.com	4	0%
45.	bceia.com	3	0%
46.	forestindustry.com	3	0%
47.	tricitiechamber.com	3	0%
48.	mywebsearch.com	3	0%
49.	google.es	3	0%
50.	search-results.com	3	0%
	Subtotal for rows 1–50	5,970	98.29%
	Other	104	1.71%
	Total	6,074	100.00%

Items 1–50 of 126

BC Jobs Plan

Custom View: 6/1/12 - 6/30/12

June 1, 2012 12:00:00 AM – June 30, 2012 11:59:59 PM

Referring Domain

This report identifies domains that refer visitors to your web site. The top referring domains are your site's primary acquisition channels and may include partner sites, search engines, portals or marketing programs.

Referring Domain

Referring Domain

	Domain	Visits	% Visits
1.	Direct Traffic	1,695	31%
2.	gov.bc.ca	1,368	25%
3.	google.ca	817	15%
4.	workbc.ca	535	10%
5.	bcjobsplan.ca	243	4%
6.	google.com	90	2%
7.	bing.com	72	1%
8.	t.co	69	1%
9.	bbc.co.uk	62	1%
10.	youth.gc.ca	48	1%
11.	facebook.com	43	1%
12.	bccie.bc.ca	40	1%
13.	yahoo.com	33	1%
14.	bcit.ca	32	1%
15.	bc.ca	22	0%
16.	buildacareer.ca	21	0%
17.	blogspot.ca	20	0%
18.	davidwcampbell.com	14	0%
19.	live.com	13	0%
20.	jobfest2012.ca	13	0%
21.	localhost	11	0%
22.	careertrekbc.ca	11	0%
23.	google.co.in	10	0%

	Domain	Visits	% Visits
24.	britishcolumbia.ca	10	0%
25.	camosun.ca	9	0%
26.	hootsuite.com	8	0%
27.	thepienews.com	7	0%
28.	youtube.com	7	0%
29.	niefs.net	6	0%
30.	flickr.com	6	0%
31.	google.de	6	0%
32.	sfu.ca	5	0%
33.	familiesfirstbc.ca	5	0%
34.	avg.com	5	0%
35.	vancouver.sun.com	5	0%
36.	65.61.233.21	5	0%
37.	google.co.uk	4	0%
38.	google.com.ph	4	0%
39.	cesbc.com	4	0%
40.	google.ie	4	0%
41.	bcteacherregulation.ca	4	0%
42.	pipl.com	3	0%
43.	google.co.il	3	0%
44.	golink-directory.com	3	0%
45.	bcliberals.com	3	0%
46.	langara.bc.ca	3	0%
47.	kimbodesign.ca	3	0%
48.	linkedin.com	3	0%
49.	scwist.ca	3	0%
50.	csc-scc.gc.ca	3	0%
	Subtotal for rows 1–50	5,413	98.10%
	Other	105	1.90%
	Total	5,518	100.00%

Items 1–50 of 132

BC Jobs Plan

Custom View: 7/1/12 - 7/31/12

July 1, 2012 12:00:00 AM – July 31, 2012 11:59:59 PM

Referring Domain

This report identifies domains that refer visitors to your web site. The top referring domains are your site's primary acquisition channels and may include partner sites, search engines, portals or marketing programs.

Referring Domain

Referring Domain

	Domain	Visits	% Visits
1.	Direct Traffic	2,281	34%
2.	gov.bc.ca	1,511	22%
3.	google.ca	651	10%
4.	workbc.ca	565	8%
5.	bcjobsplan.ca	420	6%
6.	t.co	272	4%
7.	facebook.com	225	3%
8.	google.com	75	1%
9.	hootsuite.com	63	1%
10.	youth.gc.ca	59	1%
11.	bbc.co.uk	45	1%
12.	bcic.ca	35	1%
13.	bing.com	30	0%
14.	bcit.ca	28	0%
15.	bc.ca	26	0%
16.	linkedin.com	24	0%
17.	bccie.bc.ca	23	0%
18.	britishcolumbia.ca	20	0%
19.	sfu.ca	19	0%
20.	buildacareer.ca	19	0%
21.	live.com	19	0%
22.	google.co.in	15	0%
23.	jobfest2012.ca	14	0%

	Domain	Visits	% Visits
24.	yahoo.com	14	0%
25.	biv.com	13	0%
26.	localhost	11	0%
27.	cesbc.com	10	0%
28.	accelerateokanagan.com	10	0%
29.	google.co.uk	10	0%
30.	careertrekbc.ca	9	0%
31.	gemcomsoftware.com	9	0%
32.	wallstreet-online.de	9	0%
33.	advantagebc.ca	9	0%
34.	camosun.ca	9	0%
35.	enwave.net	8	0%
36.	bctechonology.com	8	0%
37.	65.61.233.21	7	0%
38.	vancouver.sun.com	7	0%
39.	policymonitor.ca	6	0%
40.	viatec.ca	6	0%
41.	yahoo.net	6	0%
42.	google.com.hk	6	0%
43.	vivonet.com	6	0%
44.	google.com.au	4	0%
45.	bcliberals.com	4	0%
46.	getyouthworking.ca	4	0%
47.	google.com.ph	4	0%
48.	formez.it	4	0%
49.	youtube.com	3	0%
50.	rupertport.com	3	0%
	Subtotal for rows 1–50	6,638	98.36%
	Other	111	1.64%
	Total	6,749	100.00%

Items 1–50 of 131

BC Jobs Plan

Custom View: 8/1/12 - 8/31/12

August 1, 2012 12:00:00 AM – August 31, 2012 11:59:59 PM

Referring Domain

This report identifies domains that refer visitors to your web site. The top referring domains are your site's primary acquisition channels and may include partner sites, search engines, portals or marketing programs.

Referring Domain

Referring Domain

	Domain	Visits	% Visits
1.	Direct Traffic	2,356	33%
2.	gov.bc.ca	1,367	19%
3.	google.ca	995	14%
4.	workbc.ca	933	13%
5.	bcjobsplan.ca	406	6%
6.	t.co	160	2%
7.	facebook.com	126	2%
8.	google.com	110	2%
9.	bbc.co.uk	50	1%
10.	jobfest2012.ca	48	1%
11.	bcit.ca	41	1%
12.	bing.com	39	1%
13.	hootsuite.com	37	1%
14.	youth.gc.ca	35	0%
15.	bcic.ca	26	0%
16.	bc.ca	21	0%
17.	biv.com	20	0%
18.	buildacareer.ca	20	0%
19.	careertrekbc.ca	20	0%
20.	princegeorgecitizen.com	18	0%
21.	65.61.233.21	17	0%
22.	linkedin.com	16	0%
23.	yahoo.com	16	0%

	Domain	Visits	% Visits
24.	gemcomsoftware.com	14	0%
25.	viatec.ca	14	0%
26.	britishcolumbia.ca	14	0%
27.	google.co.in	13	0%
28.	google.co.uk	11	0%
29.	localhost	9	0%
30.	camosun.ca	8	0%
31.	yahoo.net	7	0%
32.	bccie.bc.ca	7	0%
33.	bcliberals.com	7	0%
34.	cesbc.com	7	0%
35.	sfu.ca	6	0%
36.	news1130.com	6	0%
37.	vancouver.sun.com	6	0%
38.	avg.com	6	0%
39.	live.com	6	0%
40.	google.com.pe	6	0%
41.	google.com.au	5	0%
42.	cranbrookchamber.com	5	0%
43.	advantagebc.ca	5	0%
44.	ufv.ca	5	0%
45.	youtube.com	5	0%
46.	google.com.mx	4	0%
47.	vivonet.com	4	0%
48.	google.com.hk	4	0%
49.	google.com.my	4	0%
50.	enwave.net	4	0%
	Subtotal for rows 1–50	7,069	97.99%
	Other	145	2.01%
	Total	7,214	100.00%

Items 1–50 of 148

BC Jobs Plan

Custom View: 9/1/12 - 9/30/12

September 1, 2012 12:00:00 AM – September 30, 2012 11:59:59 PM

Referring Domain

This report identifies domains that refer visitors to your web site. The top referring domains are your site's primary acquisition channels and may include partner sites, search engines, portals or marketing programs.

Referring Domain

Referring Domain

	Domain	Visits	% Visits
1.	Direct Traffic	4,411	34%
2.	google.ca	2,408	19%
3.	gov.bc.ca	1,612	13%
4.	workbc.ca	885	7%
5.	bcjobsplan.ca	721	6%
6.	facebook.com	476	4%
7.	google.com	257	2%
8.	t.co	247	2%
9.	live.com	195	2%
10.	yahoo.net	130	1%
11.	yahoo.com	101	1%
12.	mountwashington.ca	91	1%
13.	careertrekbc.ca	77	1%
14.	bing.com	71	1%
15.	ufv.ca	58	0%
16.	viatec.ca	52	0%
17.	set-nanaimo.com	49	0%
18.	bcit.ca	41	0%
19.	youth.gc.ca	41	0%
20.	bbc.co.uk	36	0%
21.	linkedin.com	34	0%
22.	jobfest2012.ca	33	0%
23.	issbc.org	33	0%

	Domain	Visits	% Visits
24.	hootsuite.com	32	0%
25.	buildacareer.ca	23	0%
26.	avemployment.ca	21	0%
27.	britishcolumbia.ca	20	0%
28.	65.61.233.21	19	0%
29.	singtao.ca	19	0%
30.	van-job.com	16	0%
31.	google.com.hk	16	0%
32.	google.co.uk	16	0%
33.	163.com	15	0%
34.	bc.ca	15	0%
35.	learnnowbc.ca	14	0%
36.	google.co.in	14	0%
37.	localhost	12	0%
38.	gemcomsoftware.com	12	0%
39.	forces.ca	11	0%
40.	theprovince.com	10	0%
41.	ask.com	10	0%
42.	google.co.th	10	0%
43.	sfu.ca	10	0%
44.	cesbc.com	10	0%
45.	google.de	10	0%
46.	uapicbc.ca	9	0%
47.	getyouthworking.ca	9	0%
48.	shaw.ca	8	0%
49.	smallbusinessbc.ca	8	0%
50.	google.ie	8	0%
	Subtotal for rows 1–50	12,436	97.07%
	Other	376	2.93%
	Total	12,812	100.00%

Items 1–50 of 213

BC Jobs Plan

Custom View: 10/1/12 - 10/31/12

October 1, 2012 12:00:00 AM – October 31, 2012 11:59:59 PM

Referring Domain

This report identifies domains that refer visitors to your web site. The top referring domains are your site's primary acquisition channels and may include partner sites, search engines, portals or marketing programs.

Referring Domain

Referring Domain

	Domain	Visits	% Visits
1.	Direct Traffic	7,046	34%
2.	google.ca	3,793	18%
3.	facebook.com	3,038	14%
4.	gov.bc.ca	1,664	8%
5.	bcjobsplan.ca	923	4%
6.	workbc.ca	672	3%
7.	t.co	382	2%
8.	google.com	359	2%
9.	divine.ca	227	1%
10.	yahoo.com	165	1%
11.	bing.com	165	1%
12.	careertrekbc.ca	137	1%
13.	ainsworthengineered.com	132	1%
14.	bcjobs.com	125	1%
15.	itabc.ca	114	1%
16.	learnnowbc.ca	91	0%
17.	linkedin.com	75	0%
18.	doubleclick.net	69	0%
19.	mountwashington.ca	63	0%
20.	msn.com	60	0%
21.	live.com	59	0%
22.	hootsuite.com	58	0%
23.	youth.gc.ca	51	0%

	Domain	Visits	% Visits
24.	theglobeandmail.com	43	0%
25.	65.61.233.21	41	0%
26.	ledcor.com	37	0%
27.	tru.ca	32	0%
28.	dvn.com	31	0%
29.	bcit.ca	29	0%
30.	yahoo.net	28	0%
31.	canadianliving.com	26	0%
32.	buildacareer.ca	26	0%
33.	google.co.uk	26	0%
34.	jobfest2012.ca	25	0%
35.	ask.com	23	0%
36.	set-nanaimo.com	23	0%
37.	britishcolumbia.ca	22	0%
38.	google.co.in	20	0%
39.	google.com.hk	19	0%
40.	theatlanticcities.com	19	0%
41.	shaw.ca	19	0%
42.	issbc.org	18	0%
43.	coolmath.net	18	0%
44.	mychilliwacknews.com	17	0%
45.	sympatico.ca	16	0%
46.	30daycafe.com	16	0%
47.	mywebsearch.com	15	0%
48.	cotr.bc.ca	15	0%
49.	smallbusinessbc.ca	14	0%
50.	bbc.co.uk	14	0%
	Subtotal for rows 1–50	20,100	95.64%
	Other	916	4.36%
	Total	21,016	100.00%

Items 1–50 of 354

BC Jobs Plan

Custom View: 11/1/12 - 11/30/12

November 1, 2012 12:00:00 AM – November 30, 2012 11:59:59 PM

Referring Domain

This report identifies domains that refer visitors to your web site. The top referring domains are your site's primary acquisition channels and may include partner sites, search engines, portals or marketing programs.

Referring Domain

Referring Domain

	Domain	Visits	% Visits
1.	Direct Traffic	12,734	34%
2.	google.ca	7,414	20%
3.	facebook.com	6,381	17%
4.	bcjobsplan.ca	1,911	5%
5.	gov.bc.ca	1,869	5%
6.	google.com	706	2%
7.	workbc.ca	627	2%
8.	t.co	586	2%
9.	yahoo.com	477	1%
10.	live.com	346	1%
11.	bing.com	335	1%
12.	yahoo.net	300	1%
13.	getintheknow.ca	273	1%
14.	bcjobs.com	190	1%
15.	itabc.ca	180	0%
16.	doubleclick.net	179	0%
17.	theglobeandmail.com	92	0%
18.	hootsuite.com	74	0%
19.	msn.com	70	0%
20.	linkedin.com	70	0%
21.	sheisthat.com	65	0%
22.	alexgtsakumis.com	60	0%
23.	herdaily.com	59	0%

	Domain	Visits	% Visits
24.	iecbc.ca	59	0%
25.	shaw.ca	49	0%
26.	canadianliving.com	45	0%
27.	divine.ca	44	0%
28.	learnnowbc.ca	44	0%
29.	daum.net	42	0%
30.	youth.gc.ca	41	0%
31.	vanpeople.com	40	0%
32.	careertrekbc.ca	39	0%
33.	mywebsearch.com	38	0%
34.	weibo.com	36	0%
35.	thetyee.ca	36	0%
36.	ask.com	33	0%
37.	babylon.com	32	0%
38.	yimg.com	32	0%
39.	naver.com	30	0%
40.	65.61.233.21	27	0%
41.	google.com.hk	27	0%
42.	buildacareer.ca	27	0%
43.	google.co.in	26	0%
44.	wlxrs.com	26	0%
45.	surreylibraries.ca	25	0%
46.	issbc.org	25	0%
47.	sympatico.ca	25	0%
48.	assist.shaw.ca	25	0%
49.	avg.com	24	0%
50.	30daycafe.com	24	0%
	Subtotal for rows 1–50	35,919	96.34%
	Other	1,365	3.66%
	Total	37,284	100.00%

Items 1–50 of 412

BC Jobs Plan

Custom View: 12/1/12 - 12/31/12

December 1, 2012 12:00:00 AM – December 31, 2012 11:59:59 PM

Referring Domain

This report identifies domains that refer visitors to your web site. The top referring domains are your site's primary acquisition channels and may include partner sites, search engines, portals or marketing programs.

Referring Domain

Referring Domain

	Domain	Visits	% Visits
1.	Direct Traffic	3,534	30%
2.	google.ca	2,986	25%
3.	gov.bc.ca	1,464	12%
4.	facebook.com	589	5%
5.	bcjobsplan.ca	511	4%
6.	workbc.ca	475	4%
7.	google.com	327	3%
8.	itabc.ca	233	2%
9.	t.co	183	2%
10.	bing.com	114	1%
11.	yahoo.com	74	1%
12.	linkedin.com	57	0%
13.	live.com	55	0%
14.	surreylibraries.ca	54	0%
15.	iecbc.ca	49	0%
16.	hootsuite.com	44	0%
17.	youth.gc.ca	40	0%
18.	google.co.in	39	0%
19.	doubleclick.net	29	0%
20.	yahoo.net	28	0%
21.	bc.ca	26	0%
22.	bcitfsa.ca	22	0%
23.	ask.com	22	0%

	Domain	Visits	% Visits
24.	google.co.uk	20	0%
25.	britishcolumbia.ca	19	0%
26.	bcliberals.com	18	0%
27.	bcit.ca	17	0%
28.	careertrekbc.ca	16	0%
29.	singtao.ca	16	0%
30.	mywebsearch.com	15	0%
31.	avg.com	14	0%
32.	google.com.ph	14	0%
33.	aolsearch.com	13	0%
34.	buildacareer.ca	13	0%
35.	google.com.hk	13	0%
36.	cbc.ca	12	0%
37.	babylon.com	11	0%
38.	google.de	11	0%
39.	chinanews.com	10	0%
40.	savvymom.ca	10	0%
41.	set-nanaimo.com	10	0%
42.	entrepreneurmomnow.com	9	0%
43.	viu.ca	9	0%
44.	techvibes.com	9	0%
45.	shaw.ca	8	0%
46.	cesbc.com	8	0%
47.	bbc.co.uk	8	0%
48.	vansky.com	8	0%
49.	discovertradesbc.ca	7	0%
50.	getyouthworking.ca	7	0%
	Subtotal for rows 1–50	11,280	95.86%
	Other	487	4.14%
	Total	11,767	100.00%

Items 1–50 of 273

BC Jobs Plan

Custom View: 1/1/13 - 1/31/13

January 1, 2013 12:00:00 AM – January 31, 2013 11:59:59 PM

Referring Domain

This report identifies domains that refer visitors to your web site. The top referring domains are your site's primary acquisition channels and may include partner sites, search engines, portals or marketing programs.

Referring Domain

Referring Domain

	Domain	Visits	% Visits
1.	google.ca	10,056	29%
2.	Direct Traffic	9,912	29%
3.	facebook.com	3,297	10%
4.	gov.bc.ca	2,328	7%
5.	bcjobsplan.ca	1,549	4%
6.	google.com	848	2%
7.	workbc.ca	769	2%
8.	itabc.ca	508	1%
9.	bing.com	412	1%
10.	t.co	389	1%
11.	citytv.com	292	1%
12.	yahoo.com	272	1%
13.	coffeefashion.com	130	0%
14.	globaltv.com	128	0%
15.	foodiamond.com	128	0%
16.	surreylibraries.ca	124	0%
17.	ask.com	105	0%
18.	twitch.tv	104	0%
19.	sportsnet.ca	103	0%
20.	live.com	86	0%
21.	gourmandia.ca	75	0%
22.	iask.ca	75	0%
23.	youth.gc.ca	72	0%

	Domain	Visits	% Visits
24.	google.co.uk	70	0%
25.	google.co.in	64	0%
26.	aboutpeas.com	64	0%
27.	avg.com	62	0%
28.	filmannex.com	57	0%
29.	hootsuite.com	55	0%
30.	chocolarious.com	51	0%
31.	mywebsearch.com	51	0%
32.	gourmetrecipe.com	51	0%
33.	allthemeat.com	51	0%
34.	everythinglemon.com	47	0%
35.	bc.ca	44	0%
36.	aolsearch.com	44	0%
37.	city365.ca	41	0%
38.	shaw.ca	40	0%
39.	getintheknow.ca	39	0%
40.	gourmandia.com	38	0%
41.	google.com.ph	38	0%
42.	fishlogy.com	37	0%
43.	linkedin.com	37	0%
44.	slice.ca	35	0%
45.	ibeeffrecipes.com	35	0%
46.	gamespot.com	32	0%
47.	niefs.net	32	0%
48.	vanpeople.com	32	0%
49.	cbsnews.com	31	0%
50.	showcase.ca	30	0%
	Subtotal for rows 1–50	32,970	95.55%
	Other	1,535	4.45%
	Total	34,505	100.00%

Items 1–50 of 368

BC Jobs Plan

Custom View: 2/1/13 - 2/20/13

February 1, 2013 12:00:00 AM – February 20, 2013 11:59:59 PM

Referring Domain

This report identifies domains that refer visitors to your web site. The top referring domains are your site's primary acquisition channels and may include partner sites, search engines, portals or marketing programs.

Referring Domain

Referring Domain

	Domain	Visits	% Visits
1.	Direct Traffic	7,819	29%
2.	google.ca	6,859	25%
3.	facebook.com	4,593	17%
4.	bcjobsplan.ca	1,269	5%
5.	gov.bc.ca	1,173	4%
6.	google.com	562	2%
7.	workbc.ca	551	2%
8.	bing.com	289	1%
9.	itabc.ca	260	1%
10.	yahoo.com	216	1%
11.	coffeefashion.com	210	1%
12.	t.co	143	1%
13.	citytv.com	142	1%
14.	aboutpeas.com	122	0%
15.	globaltv.com	108	0%
16.	everythinglemon.com	97	0%
17.	gourmandia.ca	89	0%
18.	sportsnet.ca	86	0%
19.	oliverdailynews.com	86	0%
20.	fishlogy.com	76	0%
21.	slice.ca	72	0%
22.	avg.com	69	0%
23.	umbrellanews.com	67	0%

	Domain	Visits	% Visits
24.	surreylibraries.ca	66	0%
25.	allthemeat.com	65	0%
26.	chocolarious.com	60	0%
27.	youth.gc.ca	59	0%
28.	niefs.net	52	0%
29.	google.co.in	52	0%
30.	gourmetrecipe.com	51	0%
31.	gourmandia.com	49	0%
32.	ask.com	49	0%
33.	google.co.uk	49	0%
34.	vancouver.sun.com	48	0%
35.	everything-corn.com	47	0%
36.	ibeeffrecipes.com	47	0%
37.	everything-cake.com	44	0%
38.	dvn.com	42	0%
39.	live.com	38	0%
40.	nfl.com	38	0%
41.	gamespot.com	37	0%
42.	castanet.net	35	0%
43.	everything-bread.com	32	0%
44.	videobash.com	31	0%
45.	localpages.com	31	0%
46.	mywebsearch.com	31	0%
47.	kijiji.ca	30	0%
48.	msn.com	30	0%
49.	doubleclick.net	28	0%
50.	ekemployment.org	27	0%
	Subtotal for rows 1–50	26,126	95.31%
	Other	1,285	4.69%
	Total	27,411	100.00%

Items 1–50 of 384